

SAP Item #11: S & P Grades Not Showing as 'MEET'

User Acceptance Testing (UAT) for Minimum Current GPA SAP Test

UAT Kick-Off Session

Session Date/Time: 10am to 11am on 8/9/2023

Webex UAT Session Recording: <https://sbctc.webex.com/webappng/sites/sbctc/recording/7189adeb1904103cbeb6a6b93edd7ef6/playback>

Slide Deck:



2023-08-09 SAP Item 11 - UAT - S and P Grades.pptx

Key UAT Dates

UAT Testing Period: 8/9 to 8/25

UAT Sign-Off: Due EOB 8/25/2023

UAT Sign-Off Survey: <https://www.surveymonkey.com/r/9GD2DNK>

Please ensure only one response is submitted per college that participated in testing.

Target Implementation: 8/31/2023

Testing Environment

Link to PQA Environment: <https://pt-pqa.peoplesoft-nonprod-aws.ctclink.sbctc.edu/ptpqa/signon.html>

Last Refresh Date: 8/4/2023

Username: Your EMPLID

Password: *Will be shared with testers after the session*

Questions?

Email Amanda Hoover (ahoover@sbctc.edu) and CC Ana Ybarra (aybarra@sbctc.edu)

Trouble Logging In?

Email Caitlin Stein (cstein@sbctc.edu)

Need to Report an Issue?

Submit a ticket to the Service Desk and provide as many details as possible, including screenshots, IDs used, and steps taken to produce the issue or error.

Link to ticketing system: <https://servicedesk.sbctc.edu/>

Request Type: ctcLink Support > Testing


Subject: UAT – FA SAP S/P Grades – [description of issue]

SAP Process Overview

Eight tests are used to determine a Satisfactory Academic Status (SAP) status. Depending on the tests a college has activated, one or more tests will be executed when the SAP Process is run for an individual student or batch of students. The possible tests are:

- Academic Standing
- Maximum Attempted Units
- Maximum Attempted Terms
- **Minimum Current GPA***
- Minimum Cumulative GPA
- Current Earned Units
- Cumulative Earned Units
- Two Year GPA

*** The focus of this testing activity is isolated to the Minimum Current GPA Test.**

 While there other areas in the SAP program reported as having issues, they are being handled separately through enhancements being addressed through the larger FA SAP Maintenance Item list from FAST.

Minimum Current GPA Test Functionality

Minimum Current GPA Test Configuration

The Minimum Current GPA test determines whether a student's current GPA falls within a defined range of cumulative earned units in relation to a range of current GPA. The Minimum Current GPA test is also referred to as the Quarterly/Term GPA test. The test calculates a SAP status based on the values indicated for both the student's cumulative earned units and current/quarterly GPA.

The values resulting from this test are from the most recent term the student attended/completed, being the student's Minimum Current GPA for this test.

Image: Minimum Current GPA Test configuration on SAP Define Set Up Criteria 2 page

Navigation: Set Up SACR > Product Related > Financial Aid > Satisfactory Academic Progress > Define Set Up Criteria >> Criteria 2 tab

The screenshot displays the 'Minimum Current GPA Test' configuration interface. At the top, there is a section titled 'Minimum Current GPA Test' with a checkbox labeled 'Use Min Current GPA Test' which is checked. Below this is a field for 'Use Special GPA Code' with a search icon. The main section is titled 'Minimum Current GPA Rules' and contains a table with the following columns: 'Academic Program', 'Academic Plan', 'Cum Earned Units From', 'Cum Earned Units To', 'MIN Cur GPA From', 'MIN Cur GPA To', and 'SAP Status'. The table has one row with the following values: 'Academic Program' (blank), 'Academic Plan' (blank), 'Cum Earned Units From' (0.001), 'Cum Earned Units To' (999.000), 'MIN Cur GPA From' (0.000), 'MIN Cur GPA To' (1.999), and 'SAP Status' (WARN). There are search icons next to the 'Academic Program' and 'Academic Plan' fields. The table is part of a larger interface with navigation buttons like 'Personalize', 'Find', 'View All', and 'First', 'Last'.


Academic Program	Academic Plan	Cum Earned Units From	Cum Earned Units To	MIN Cur GPA From	MIN Cur GPA To	SAP Status
		0.001	999.000	0.000	1.999	WARN

Minimum Current GPA Rules

The setup should cover the entire range of units by Academic Program or Academic Program & Academic plan combination. If no rule match is found, the student is assigned the Career Pass Default Status code. The ranges and statuses that are set here are used to find students who are not making progress.

- **Academic Program:** Select a value in the Academic Program field for an additional level of evaluation. If this field is populated, and the Academic Plan field is blank, the rule is used for all students with that Academic Program.
 - NOTE: A blank indication for Academic Program would evaluate toward ALL programs not specified against the indicated Cum Earned Units From, Cum Earned Units To, MIN Cur GPA From and MIN Cur CPA To inclusive constraints.
- **Academic Plan:** Select a value in the Academic Plan field for the most specific level of evaluation. If this field is populated, all students with this Academic Program and Academic Plan are only evaluated for those specific rules.
- **Cum Earned Units From:** Enter the minimum value of the range of earned (passed) units to identify the minimum GPA range used to determine which SAP status should be used.

- **Cum Earned Units To:** Enter the maximum value of the range of earned (passed) units to identify the minimum GPA range used to determine the SAP status.
- **Min Cur GPA From:** Enter the minimum value of the range of minimum current GPA used to determine the SAP status.
- **Min Cur GPA To:** Enter the maximum value of the range of Minimum Current GPA used to determine the SAP status.
- **SAP Status:** Enter the SAP Status code to use if a student meets the rules of this test. The ranges and statuses set here are to find students who are not making progress.

 "Special GPA Codes" are not used in the ctcLink system. The "Use Special GPA Code" should be left blank.

Common Setup

Often only a WARN status row is created with no indication for Academic Program or Academic Plan in order to capture all students that fall within the GPA range, regardless of program or plan.

Minimum Current GPA Value Source

Students who have completed classes that are configured with a Grading Basis of "SUS" or "PNP" are incorrectly failing SAP.

The situation occurs due to the way data must be stored on the student's Term History in the Student Records module.

- Grading Bases of "SUS" and "PNP" are correctly configured with the "Include in GPA" checkbox set to 'unchecked.'
- When the only classes a student attempts in a term are not included in the GPA, the system correctly posts the Attempted Units in the "No GPA" field on the *Term History > Term Statistics* page.
- When the only classes a student attempts in a term are not included in the GPA, the system posts the Attempted Units value of 0.00 in the "For GPA" field.
- When the only classes a student attempts in a term are not included in the GPA, the system posts a GPA value of 0.00 in the "GPA" field associated with the "For GPA" Attempted Units.
 - The grades used in the "SUS" and "PNP" Grading Bases might have grade points assigned to them, but will still result in no GPA.
 - The GPA field must have a numerical value and cannot be null.
- The FA SAP Program is attempting to read the GPA value associated with Attempted Units in the "For GPA" field even when no "For GPA" Attempted Units exist for that term, thus generating an **inaccurate** student SAP Status indicating failure to meet SAP.

💡 Colleges should maintain the Course Exclusions list as Remedial and/or ESL courses are added at the college. You can export the Course Exclusions list to a spreadsheet and compare against a list provided by your college's Registrar to identify any courses that may need to be added.

Current GPA Value Calculation Logic

The current GPA comes from the GPA value in the Combined (Enrollment + Transfer Credit Units) section of the Student Career Term for the most recent term of enrollment prior to the SAP term being evaluated.

When calculating SAP for Fall term, if the student attended both Spring and Fall, then the GPA value will be the average of the two terms.

Image: Minimum Current GPA pulled from Student Career Term

Navigation: Records and Enrollment > Student Term Information > Term History

The screenshot displays the 'Term Statistics' tab in a software interface. It shows a table for 'Enrollments' and a table for 'Transfer Credit'. The 'Enrollments' table has columns: Graded Units, Grade Points, GPA, Earned Units, In Progress Units, and Units Taken Towards Acad Load. The 'Transfer Credit' table has columns: Graded Transfer Units, GPA / No GPA, For Units Only, Units Adjustment, and >>> Total Adjusted Transferred Units. The 'Combined (Enrollment + Transfer Credit Units)' table has columns: Graded Units, Grade Points, GPA, Earned Units, In Progress Units, and Combined Earned Units GPA / No GPA. The GPA value of 4.000 is highlighted in the 'GPA' column of the 'Combined' table.

	Graded Units	Grade Points	GPA	Earned Units	In Progress Units	Units Taken Towards Acad Load	Units Earned Towards Acad Load	Units Taken For Audit
For GPA	10.000	40.000	4.000	10.000	0.000	10.000	10.000	0.000
Not For GPA	0.000			0.000	0.000			

	Graded Transfer Units	GPA / No GPA	For Units Only	Units Adjustment	>>> Total Adjusted Transferred Units
For GPA	0.000	0.000	0.000	0.000	0.000
Not For GPA	0.000				

	Graded Units	Grade Points	GPA	Earned Units	In Progress Units	Combined Earned Units GPA / No GPA	Transfer Credit For Units Only	Transfer Credit Units Adjustment	>>> Total Term Units
For GPA	10.000	40.000	4.000	10.000	0.000	10.000	0.000	0.000	10.000
Not For GPA	0.000			0.000	0.000				

The Problem

Students who have completed classes that are configured with a Grading Basis of "SUS" or "PNP" are incorrectly failing SAP.

The situation occurs due to the way data must be stored on the student's Term History in the Student Records module.

- Grading Bases of "SUS" and "PNP" are correctly configured with the "Include in GPA" checkbox set to 'unchecked.'
- When the only classes a student attempts in a term are not included in the GPA, the system correctly posts the Attempted Units in the "No GPA" field on the *Term History > Term Statistics* page.
- When the only classes a student attempts in a term are not included in the GPA, the system posts the Attempted Units value of 0.00 in the "For GPA" field.
- When the only classes a student attempts in a term are not included in the GPA, the system posts a GPA value of 0.00 in the "GPA" field associated with the "For GPA" Attempted Units.
 - The grades used in the "SUS" and "PNP" Grading Bases might have grade points assigned to them, but will still result in no GPA.
 - The GPA field must have a numerical value and cannot be null.
- The FA SAP Program is attempting to read the GPA value associated with Attempted Units in the "For GPA" field even when no "For GPA" Attempted Units exist for that term, thus generating an **inaccurate** student SAP Status indicating failure to meet SAP.



If your college has a Minimum Current GPA Rule where the GPA range starts with 0.001, it does bypass students with only Pass/No Pass or Satisfactory/Unsatisfactory grades in a term. However, it also skips students with an earned 0.000 GPA (e.g., only failing grades in a term). We recommend that colleges adjust the MIN Cur GPA value down to 0.000 after this solution is implemented in the Production environment to capture these students.

Image: Example of PNP Grading Basis where a "P" grade is not included in GPA

Navigation: Set Up SACR > Foundation Tables > Academic Structure > Grading Scheme Table

Grading Scheme Table

Grading Scheme Table

Find | View All First 1 of 8 Last

SetID WA Grading Scheme ACA

*Effective Date 06/01/2019 *Status Active

*Description Credit Grading Scheme Short Desc CrGrd

Grade Basis Find | View All First 8 of 10 Last

*Grade Basis PNP Pass/Not Pass

Formal Description Pass/Fail

Grade Basis Convert

Grade Basis Choice Default

Default AA What If Grade

☐ Include in GPA
☒ Grade Required
☐ Elective Grade Basis
☒ Print On Transcript
☐ Print Grade Basis Desc
☐ Audit Grade Basis

Grade Input Find | View All First 3 of 4 Last

*Grade Input P Convert To Grade

*Description Pass

*Short Desc Pass

Grade Points 2.000

*Grade Category

☐ In Progress Grade
☒ Include in GPA
☒ Earn Credit
☒ Valid Attempt
☒ Include in Self Service

*Repeat Checking Option 2 Count = Y Process = N

Drop/Withdraw Penalty Grades

Drop with Penalty

Withdraw with Penalty

Drop with Greater Penalty

Withdraw with Greater Penalty

Save Return to Search Previous in List Next in List Notify Add Update/Display Include History

Image: Example of a student with a GPA value of 0.000 due to the only attempted units receiving a grade that is not included in GPA

Navigation: Records and Enrollment > Student Term Information > Term History

Term History

Term Statistics Cumulative Statistics Term Withdrawal Session Withdrawal Academic Standing >

Academic Career: Undergraduate
 Institution: Term 2223 SPRING 2022 Academic Level - Term Start: Freshman

Enrollments

	Graded Units	Grade Points	GPA	Earned Units	In Progress Units	Units Taken Towards Acad Load	Units Earned Towards Acad Load	Units Taken For Audit
For GPA	0.000	0.000	0.000	0.000	0.000	1.000	0.000	
Not For GPA	1.000			0.000	0.000		0.000	

Transfer Credit

	Graded Units	Grade Points	GPA	Earned Units	Graded Transfer Units GPA / No GPA For Units Only	Units Adjustment	>>> Total Adjusted Transferred Units
For GPA	0.000	0.000	0.000	0.000	0.000	0.000	
Not For GPA	0.000			0.000		0.000	

Combined (Enrollment + Transfer Credit Units)

	Graded Units	Grade Points	GPA	Earned Units	In Progress Units	Combined Earned Units GPA / No GPA Transfer Credit For Units Only	Transfer Credit Units Adjustment	>>> Total Term Units
For GPA	0.000	0.000	0.000	0.000	0.000	0.000	0.000	
Not For GPA	1.000		0.000	0.000	0.000		0.000	

Save Return to Search Notify Update/Display Include History Correct History

Image: Example of a student's Maintain Student SAP page where the Minimum Current GPA Test failed due to a false GPA of 0.000

Navigation: Financial Aid > Satisfactory Academic Progress > Maintain Student SAP Data

SAP Calculation Results									
Test	Used	Actual	Rule Range From	To	Failed	Status	Severity	Exception Used	Term
Academic Standing	N		NA	NA	<input type="checkbox"/>			NA	
Maximum Attempted Units	Y	10.000			<input type="checkbox"/>	MEET	10	N	NA
Maximum Attempted Terms	N				<input type="checkbox"/>			N	NA
Minimum Current GPA	Y	0.000	0.000	1.590	<input checked="" type="checkbox"/>	SUSP	50	N	NA
Minimum Cumulative GPA	Y	0.000	0.000	1.590	<input checked="" type="checkbox"/>	SUSP	50	N	NA
Current Earned Units	Y	1.000			<input type="checkbox"/>	MEET	10	N	NA
Cumulative Earned Units	Y	1.000	0.00 %	66.99%	<input checked="" type="checkbox"/>	WARN	20	N	NA
Two Year GPA	Y	0.000			<input type="checkbox"/>	MEET	10	N	NA

The Solution

Clone the delivered PeopleSoft Financial Aid SAP Application Engine (AE) code and customize it to first determine whether the student took any classes in the previous term of enrollment that count toward the GPA, before determining if the GPA meets the configured rules for the Minimum Current GPA Test.

If none of the student's classes have grade points that count toward the term GPA, then skip the evaluation process for the Minimum Current GPA Test. Then set the student's SAP status for that test to "NGPA", if it exists in the college's local configuration. If the college's local configuration does not have an "NGPA" SAP Status, then this customization will not work, and the program will move to the delivered Minimum Current GPA Test process.

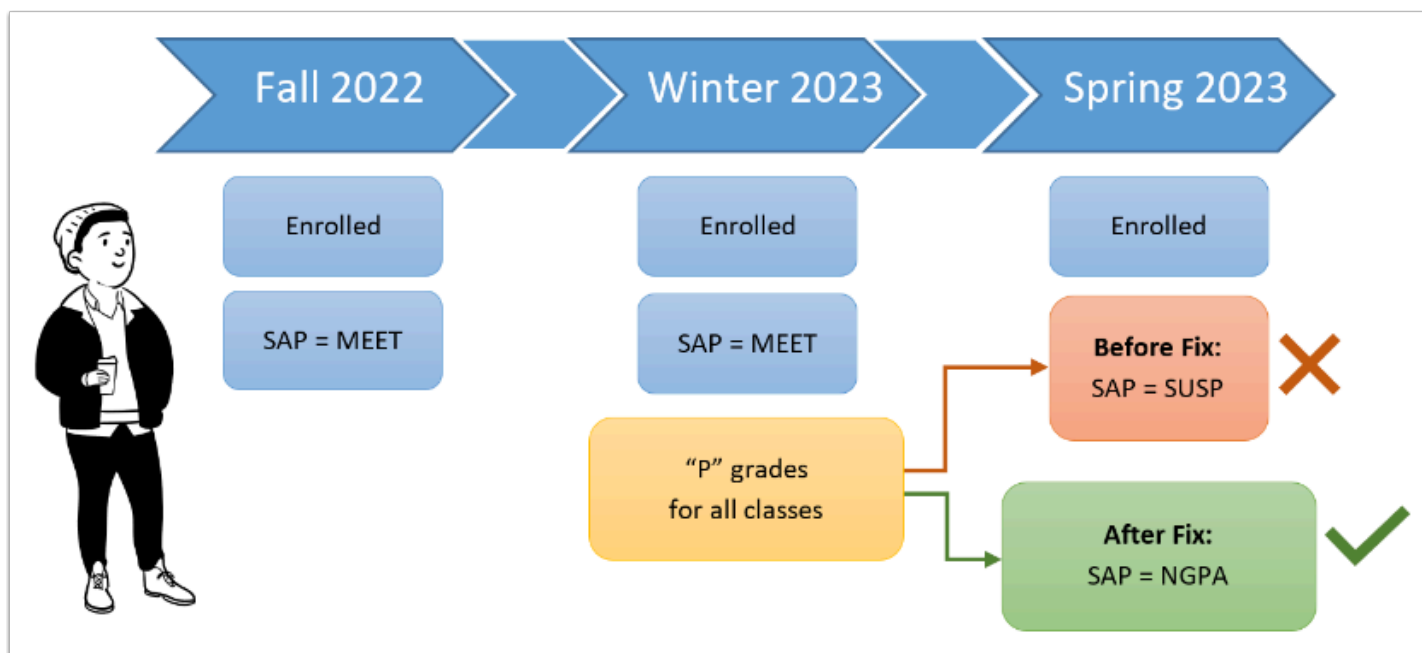
Set the college's Minimum Current GPA Test to point to the new custom AE code.

Image: New NGPA SAP Status in Define Set Up Criteria

Navigation: Set Up SACR > Product Related > Financial Aid > Satisfactory Academic Progress > Define Set Up Criteria > Setup tab

Status Codes					Personalize	Find	View 5	First	1-13 of 13	Last
Calc Status	Severity	Short Description	Description	SAP Status						
1 2SUS	60	2SUS	Failed Reinstatement Condition	Not Meeting Satis Acad Prgrs	+	-				
2 EXHS	70	EXHS	Exhased Elig-Calculated	Not Meeting Satis Acad Prgrs	+	-				
3 FLOV	90	FLOV	Falied Override-Calculated	Not Meeting Satis Acad Prgrs	+	-				
4 MAXT	65	MAXT	Maximum TimeFrame Exceeded	Not Meeting Satis Acad Prgrs	+	-				
5 MAXW	15	MAXW	Maximum Timeframe Warning	Meeting Satis Acad Progress	+	-				
6 MEET	10	MEET	Meets SAP	Meeting Satis Acad Progress	+	-				
7 NPGA	11	NGPA	S&P Grades (Not for GPA)	Meeting Satis Acad Progress	+	-				
8 PLAN	40	PLAN	Acad Plan-Manually Assigned	Academic Plan	+	-				
9 PROB	30	PROB	Probation-Manually Assigned	Probation	+	-				
10 SUSP	45	SUSP	Suspension-Calculated	Not Meeting Satis Acad Prgrs	+	-				
11 UNKN	80	UNKN	Unknown	Not Meeting Satis Acad Prgrs	+	-				
12 WARN	20	WARN	Warning Status-Calculated	Warning	+	-				
13 ZERO	50	ZERO	Zero Units Earned-Calculated	Not Meeting Satis Acad Prgrs	+	-				

Image: Example of a student whose Minimum Current GPA Test will now result in a more accurate NGPA status rather than SUSP



Local Configuration Adjustments

To circumvent the issue of S or P grades resulting in a negative SAP outcome, some colleges have set the "MIN Cur GPA From" value in the Minimum Current GPA Rules configuration. While this has allowed students with only S or P grades in a term to pass the Minimum Current GPA Test, it doesn't account for students who have a true GPA of 0.000 (e.g., received "F" grades that count toward the GPA). We recommend that, after implementation of the solution to

Production, colleges adjust the "MIN Cur GPA From" 0.001 value to 0.000, as the SAP S&P Grades solution will allow the Minimum Current GPA Rule to differentiate between these two scenarios.

Image: Example of a Minimum Current GPA Rule that should be adjusted after implementation of this fix

Navigation: Set Up SACR > Product Related > Financial Aid > Satisfactory Academic Progress > Define Set Up Criteria > Criteria 2 tab

The screenshot shows the 'Minimum Current GPA Test' configuration window. At the top, there is a checkbox labeled 'Use Min Current GPA Test' which is checked. Below it is a field for 'Use Special GPA Code'. The main section is titled 'Minimum Current GPA Rules' and contains a table with the following columns: 'Academic Program', 'Academic Plan', 'Cum Earned Units From', 'Cum Earned Units To', 'MIN Cur GPA From', 'MIN Cur GPA To', and 'SAP Status'. The 'MIN Cur GPA From' field is highlighted with a purple box and contains the value '0.001'. The 'MIN Cur GPA To' field contains '1.999' and the 'SAP Status' field contains 'SUSP'. The table also shows 'Cum Earned Units From' as '0.001' and 'Cum Earned Units To' as '999.000'.

Colleges will have the option to modify the “NGPA” SAP Status configuration, which allows them to control the severity of the status and what the final SAP status result will be on the student Packaging Status Summary page. Using a unique SAP Status will also make it easier to identify these students, if they require additional review.

Steps in the Test Process

Run SAP for Minimum Current GPA:

- Select Student Population for Testing
- Calculate SAP Per Student - *Run to test for individual students before attempting to test a larger group.*
- Process SAP in Batch - *Run to test for groups of students after attempting to test a individual students.*
- Verify Test Outcomes

Test Scope

In Scope for Testing:

- Financial Aid applicants who have received only "Not for GPA" grades in the "PNP" and/or "SUS" Grading Bases in a term

Out of Scope for Testing:

- Students with all grades forgiven in a term. They will be picked up with the "NGPA" SAP Status, and will still require individual review.

Recommended Test Scenarios

- Students with S and/or P grades only in the previous term
- Students with S and/or P grades and a "For GPA" grade in the previous term
- Students with only "For GPA" grades in the previous term
- Pass 1
- Pass 2
- Student with true 0.000 GPA (e.g., F grades For GPA)
- Student without S&P grades, but GPA falls within GPA range in Rules

Selecting Your Student Populations for Testing

- Review the [Recommended Test Scenarios](#) section of this guide to ensure there are at least 2 to 3 students (although more than 3 is recommended) per scenario.
- Use [Schedule Query](#) to run the query **QCS_FA_TEST_SAP11_MINCURGPA** to capture students and relevant data for the test scenarios for this customization.
- Test for other data conditions beyond just those impacted by the customization itself to ensure that the program changes did not adversely affect other students' SAP Test results.
- If your college does not have a student that meets specific criteria you can work with the FA Support Team to determine if another college is covering this scenario or determine how to stage a student that meets those criteria.

QCS_FA_TEST_SAP11_MINCURGPA - Test data for SAP11 Project												
*Institution WA Q												
*Term 2233 Q												
View Results												
Download results in: Excel Spreadsheet CSV Text File XML File (480 kb)												
View All												
Row	Institution	ID	Current SAP Term	Calculated SAP Status	SAP Override Status	Processing Msg	Min Cur GPA Test Enabled	Min Cur GPA SAP Status	Previous Term	GPA	Units For GPA	Units Not For GPA
1	WA	20	2233	SUSP	PROB	Statistics Calc Pass 2, Term 2227	N		2227	0.000	0.000	10.000
2	WA	20	2233	ZERO	PROB	Statistics Calc Pass 2, Term 2173	N		2173	0.000	0.000	13.000
3	WA	20	2233	SUSP		Statistics Calc Pass 2, Term 2203	N		2203	0.000	0.000	7.000
4	WA	20	2233	SUSP	MEET	Statistics Calc Pass 2, Term 2147	N		2147	0.000	5.000	0.000
5	WA	20	2233	MEET		Statistics Calc Pass 2, Term 2193	N		2193	3.570	15.000	0.000
6	WA	20	2233	MEET		Statistics Calc Pass 2, Term 2217	N		2217	3.750	10.000	0.000
7	WA	20	2233	WARN	MEET	Statistics Calc Pass 2, Term 2143	N		2143	0.000	0.000	2.000
8	WA	20	2233	WARN	PROB	Statistics Calc Pass 2, Term 2227	N		2227	1.200	10.000	0.000
9	WA	20	2233	SUSP	WARN	Statistics Calc Pass 2, Term 2227	N		2227	1.000	0.000	10.000
10	WA	20	2233	MEET		Statistics Calc Pass 2, Term 2201	N		2201	4.000	2.000	0.000
11	WA	20	2233	MEET		Statistics Calc Pass 2, Term 2106	N		2106	2.000	6.000	0.000

Scenario	Filtering Testing Query Results
Students with S and/or P grades only in the previous term	<ul style="list-style-type: none"> Min Cur GPA SAP Status <> MEET Units For GPA = 0.000 Units Not For GPA > 0.000 GPA = 0.000
Students with S and/or P grades and a "For GPA" grade in the previous term	<ul style="list-style-type: none"> Units For GPA > 0.000 Units Not For GPA > 0.000
Students with only "For GPA" grades in the previous term	<ul style="list-style-type: none"> Units For GPA > 0.000 Units Not For GPA = 0.000
Pass 1	<ul style="list-style-type: none"> Processing Msg contains "Pass 1"
Pass 2	<ul style="list-style-type: none"> Processing Msg contains "Pass 2"
Student with true 0.000 GPA (e.g., F grades For GPA)	<ul style="list-style-type: none"> Min Cur GPA Status <> MEET Units For GPA > 0.000 Units Not For GPA = 0.000
Student without S&P grades, but GPA falls within GPA range in Rules	<ul style="list-style-type: none"> Min Cur GPA Status = MEET Units For GPA > 0.000 Units Not For GPA = 0.000

How to Verify Your Test Outcomes


Success Examples

Test/Scenario	Expected Outcome
Students with only S or P grades in the previous term	Minimum Current GPA SAP Status of "NGPA"
Students with S or P grades and a "For GPA" grade in the previous term	Delivered Minimum Current GPA SAP evaluation and outcome per local configuration of Minimum Current GPA Test
Students with only "For GPA" grades in the previous term	Delivered Minimum Current GPA SAP evaluation and outcome per local configuration of Minimum Current GPA Test
Student with true 0.000 GPA from "For GPA" grades	Delivered Minimum Current GPA SAP evaluation and outcome per local configuration of Minimum Current GPA Test
Student without S or P grades in previous term, and GPA that falls within GPA range in local Minimum Current GPA Rules	Delivered Minimum Current GPA SAP evaluation and outcome per local configuration of Minimum Current GPA Test

Relevant Quick Reference Guide Materials

- [9.2 Calculating SAP Per Student](#)
- [9.2 Maintain Student SAP Data](#)
- [9.2 Process SAP in Batch](#)
- [9.2 Processing Standard SAP in Batch Video](#) (For Reference Only - Does Not Specifically Address Oracle Bug -)

Security Matrix Mapping Information

-  The information below provides those completing the Security Matrix Mapping templates with the Menus, Pages and Role names needed to execute the User Acceptance Testing relevant to this UAT guide.

Running SAP via Batch Process:

- MENU: Main Menu > Financial Aid > Satisfactory Academic Progress > Process SAP
- ROLE NAMES: ZC FA Funct Analyst and ZZ FA SAP Prcs

Running SAP via Maintain Student SAP Data page:

- MENU: Main Menu>Financial Aid>Satisfactory Academic Progress>Maintain Student SAP Data
- ROLE NAMES: ZC FA Funct Analyst and ZZ FA SAP Prcs