

# Mobile (HCX) - Schedule

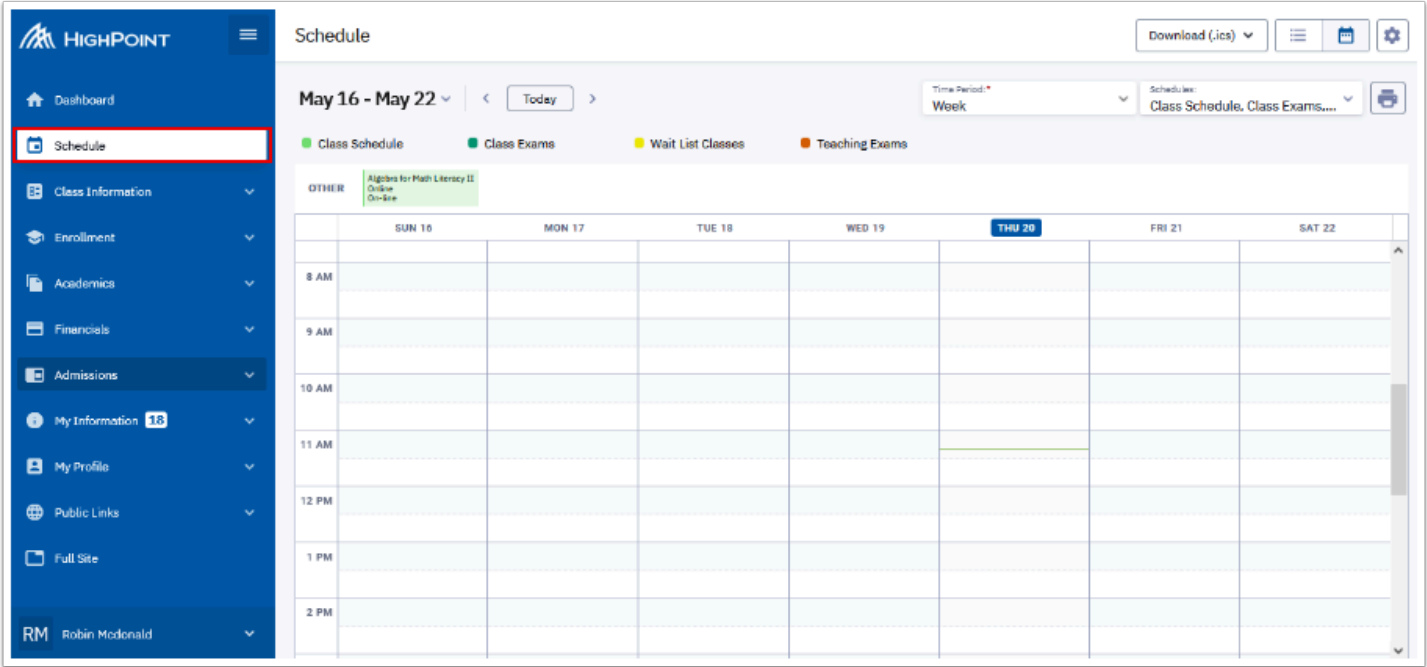
**Purpose:** Use this document as a reference for how to view your class schedule and class details in your Student Center using the college Mobile Application.

**Audience:** Students.

The college mobile applications will look a bit different between the various colleges. This guide is intended as a general overview. Please note that your college may have different images and options available.

## Schedule

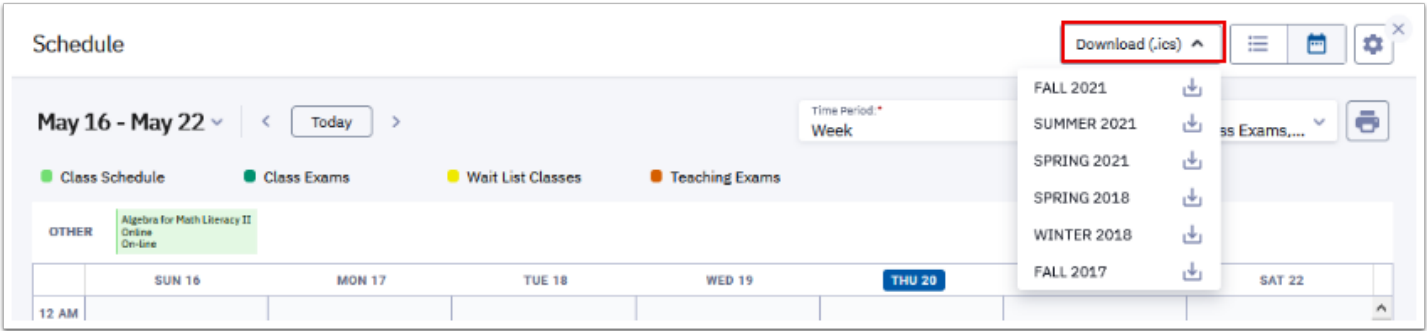
1. Log into **HCX**.
2. Select the **Schedule** menu from the left sidebar navigation.
3. The **Schedule** page displays to the right.



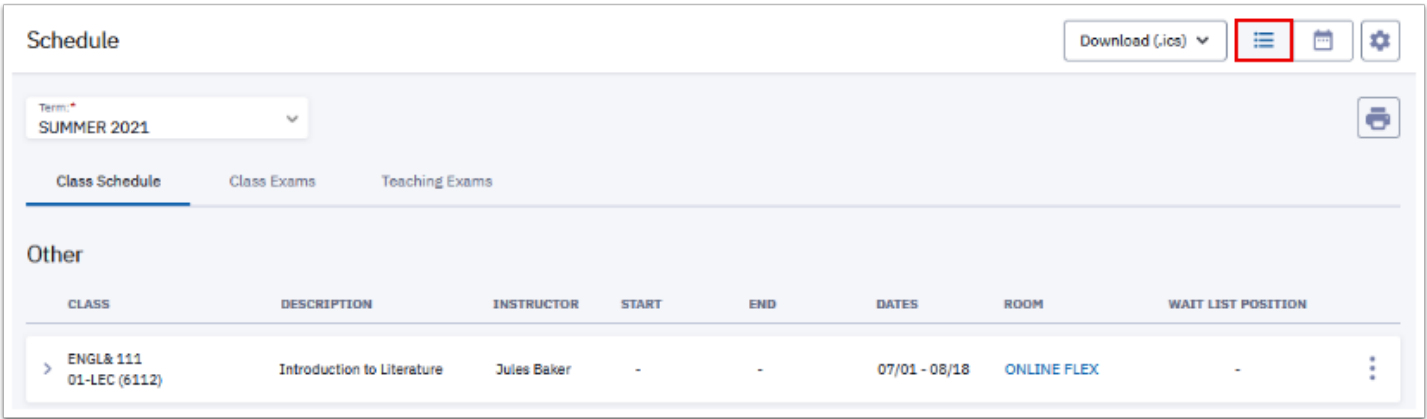
4. Notice our student is in an online class, so there will not be a specific time frame and dates displayed on the schedule.

# Class Schedule

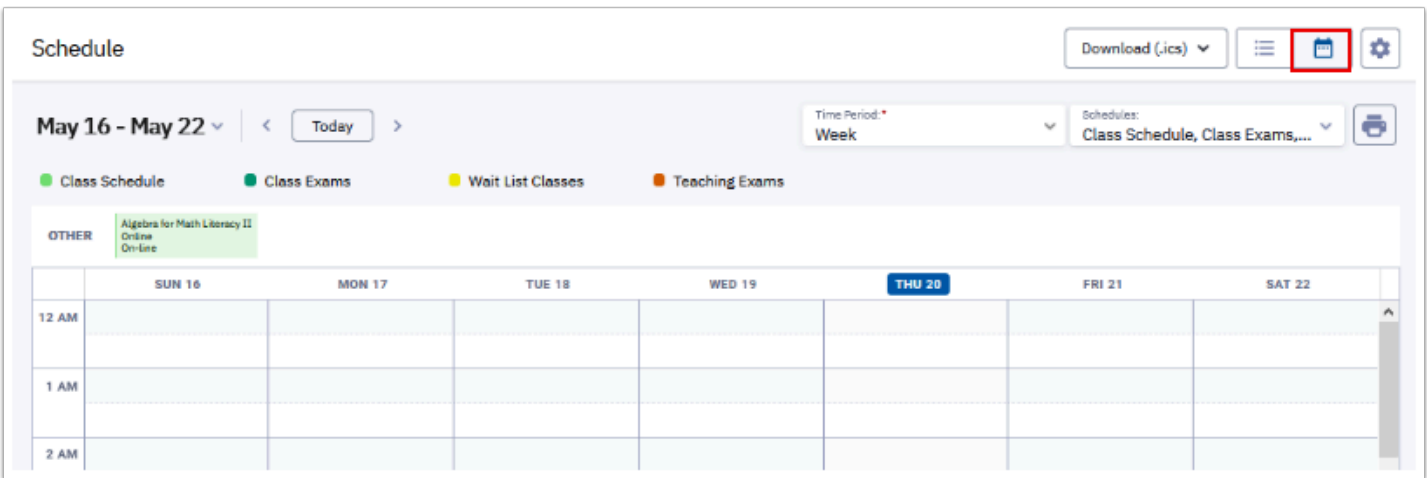
- 5. There are a variety of ways to filters your views on this page.
- 6. Across the top of the page, you can select the Download (.ics) drop-down menu and filter for the applicable term.



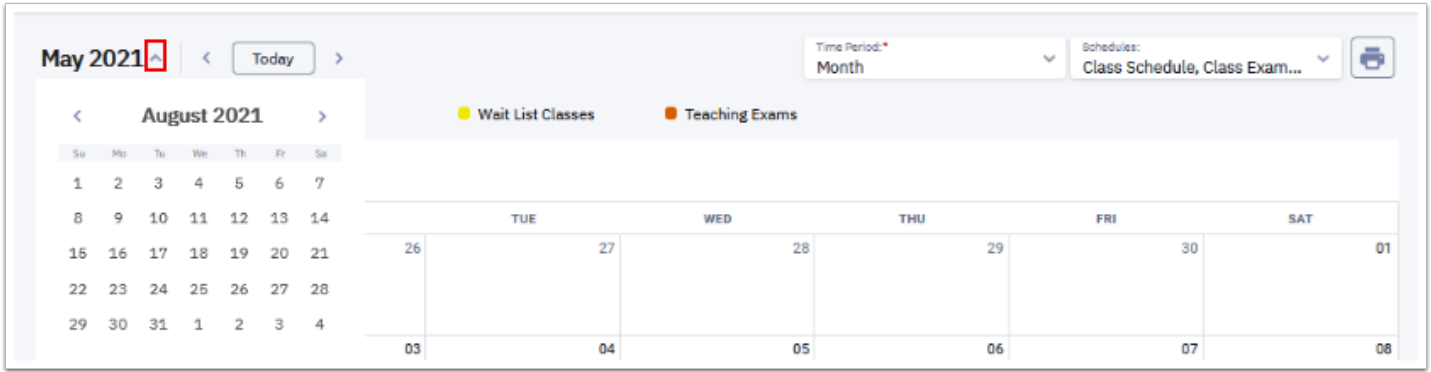
- 7. You can also view your schedule by selecting the **List View** icon.



- 8. Select the calendar icon to view your schedule in calendar mode.



9. In the date section, you can change the Month/Year view by selecting the drop-down icon and scrolling to the applicable month and year.

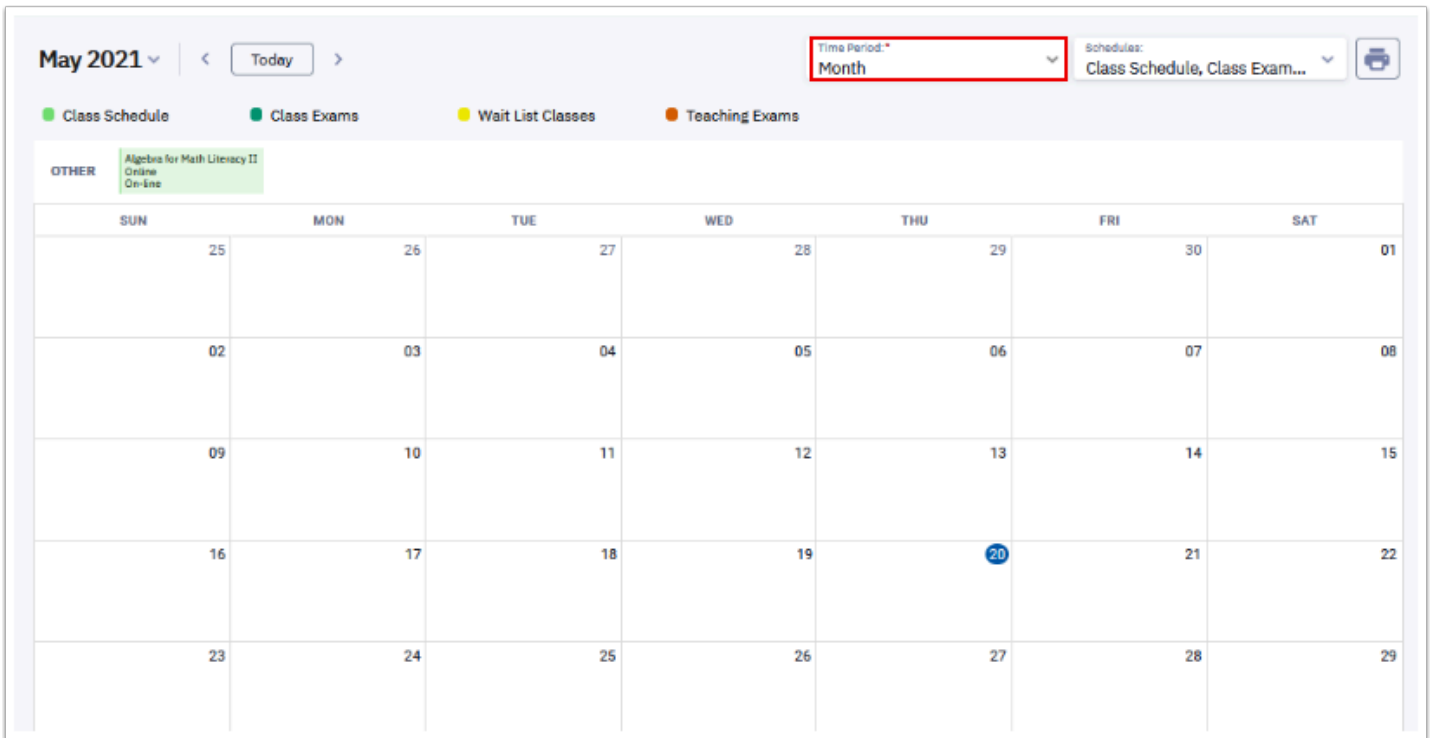


10. Select the **Today** button to return.

11. You can also filter by:

- Time Period
- Schedules

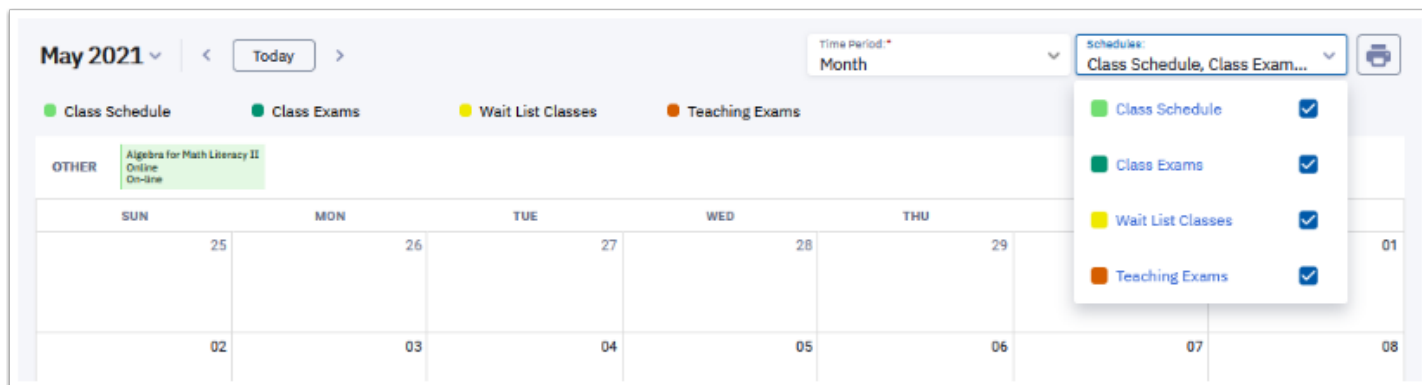
12. Select the **Time Period** drop-down menu and choose to filter by **Month**.



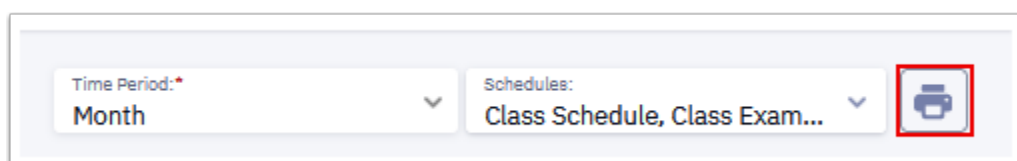
13. The **Schedules** filter displays the following choices:

- Class Schedule
- Class Exams
- Wait List Classes
- Teaching Exams

14. They are all selected by default.

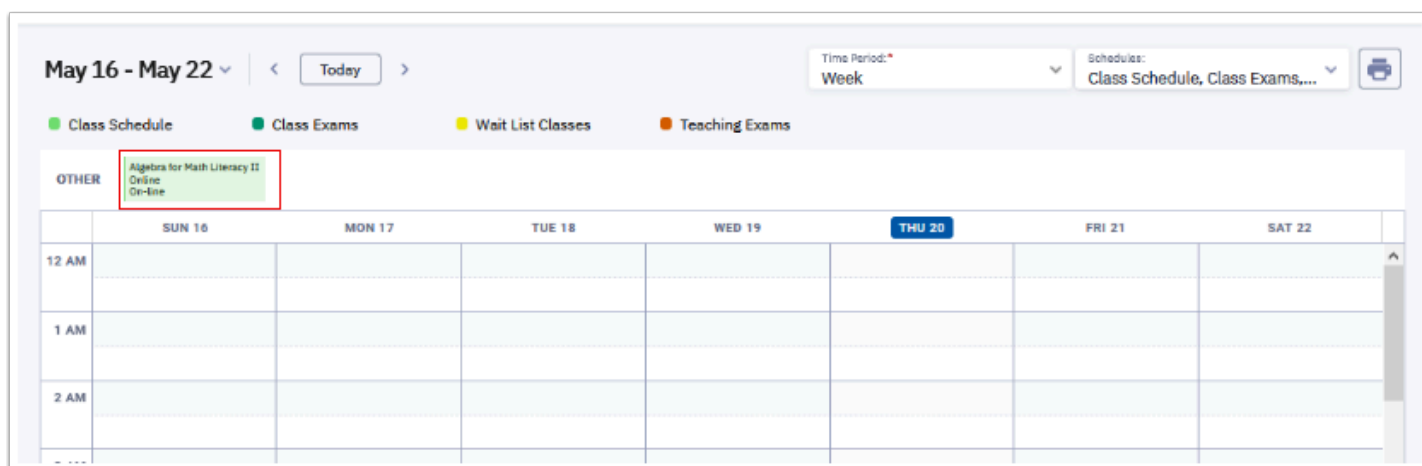


15. You can also print the displayed calendar by selecting the Printer icon.



## Class Details

16. To view class details, select a class on your schedule.



17. The class information pop-up window displays. Scroll down on pop-up page to see further details.

18. You can **Share**, **View Deadlines** or select the **X** to close the pop-up window.

Algebra for Math Literacy II | MATH 88

INFORMATION

Institution:

Spokane CC

Section:

04-LEC (16812)

Session:

Regular Academic Session

Class Number:

16812

Career:

Undergraduate

Session:

Regular Academic Session

Units:

5 units

Grading:

Graded

Description:

This course is the second course in a two-quarter sequence leading to MATH& 107, MATH& 146, MATH 208, and PHIL& 120. Topics include algebraic models of linear, quadratic and exponential functions, equations of lines, systems of equations, direct and inverse variation, descriptive statistics. Prerequisite: MATH 87, 91, or 93 with a 2.0 or better within the last three years; or an appropriate placement score.

Enrollment Requirements:


Math 087, 091, or 093 with a 2.0 or better within the last three years; or appropriate placement scores.

DETAILS

Share

View Deadlines

19. You have successfully viewed the schedule.
20. Process complete.

 Please get in touch with your college if you require immediate assistance with [ctcLink](#). [Check out the contact information and highlights for each community and technical college.](#)